



## Club Health Assessment for District 331 A through October 2025

			Status	Membership						Reports				Finance	LCIF	
Club Number	Club Name	Charter Date	Times in Status Quo in Past 2 Years	Current Member Count **	YTD Members Added	YTD Members Dropped	YTD Net Growth% ***	Member Count 1 Year Ago	Dropped Members Avg.Length of Service	Months Since Membership Update	Current Officers Reported ****	Current President Repeated Term	VP Reported *****	Last Date Reported Service (mm/yyyy)	Account Balance	YTD Donations
Clubs less than two years old																
185976	Sapporo Sosei East	07/11/2025	Active	25	25	0	100.00%	0		2	Y					\$21,768.40
Clubs more than two years old																
24804	AKABIRA	03/03/1962	Active	10	0	0	0.00%	12		2	Y			05/2025		\$53.49
24807	ASHIBETSU	07/30/1961	Active	37	0	2	-5.13%	39	9	2	Y		N	08/2025		\$3,659.74
Exc Award (06/30/2018, 06/30/2020)																
24814	BIBAI	10/11/1960	Active	21	0	0	0.00%	21		2	Y			12/2024		
Exc Award (06/30/2017)																
24817	CHIPPUBETSU	06/30/1968	Active	11	0	0	0.00%	13		2	Y		N	10/2021		\$53.49
24818	CHITOSE	10/21/1961	Active	78	2	0	2.63%	71		2	Y		N	10/2025		\$16,312.10
Exc Award (06/30/2017, 06/30/2018, 06/30/2020, 06/30/2023, 06/30/2025)																
41425	CHITOSE CHUO	05/24/1982	Active	34	0	0	0.00%	31		0	Y		N	09/2025		\$33.62
24820	EBEOTSU	10/16/1966	Active	19	2	0	11.76%	18		2	Y			02/2024		\$120.74
24821	EBETSU	02/24/1960	Active	36	1	0	2.86%	39		2	Y		N	10/2024		\$129.00
Exc Award (06/30/2024)																
52985	EBETSU GREEN	04/27/1992	Active	28	0	0	0.00%	26		2	Y		N	09/2025		\$350.00
Exc Award (06/30/2022)																
24824	ENIWA	01/19/1964	Active	75	1	0	1.35%	76		2	Y			10/2025		
24827	FUKAGAWA	11/30/1961	Active	16	2	1	6.67%	17	5	2	Y		N	06/2025		\$53.49
30381	ISHIKARI	03/11/1975	Active	42	2	1	2.44%	39	3	0	Y		N	10/2025		\$3,300.07
Exc Award (06/30/2024, 06/30/2025)																
24843	IWAMIZAWA	11/09/1959	Active	40	0	0	0.00%	40		2	Y		N	08/2025		\$1,020.01
Exc Award (06/30/2023)																
24845	IWAMIZAWA CHUO	07/20/1972	Active	27	0	1	-3.57%	28	6	1	Y		N	08/2025		
Exc Award (06/30/2016, 06/30/2017)																
46124	IWAMIZAWA GREEN	04/01/1986	Active	25	1	0	4.17%	26		1	Y		N	12/2024		\$72.00
123649	Iwamizawa Hamanasu	11/17/2014	Active	65	1	2	-1.52%	71	3	0	Y		N	05/2025		\$134.26
Exc Award (06/30/2016, 06/30/2018, 06/30/2019, 06/30/2020, 06/30/2021, 06/30/2022, 06/30/2023, 06/30/2025)																



# Club Health Assessment for District 331 A through October 2025

			Status	Membership						Reports				Finance	LCIF	
Club Number	Club Name	Charter Date	Times in Status Quo in Past 2 Years	Current Member Count **	YTD Members Added	YTD Members Dropped	YTD Net Growth% ***	Member Count 1 Year Ago	Dropped Members Avg.Length of Service	Months Since Membership Update	Current Officers Reported ****	Current President Repeated Term	VP Reported *****	Last Date Reported Service (mm/yyyy)	Account Balance	YTD Donations
99228	IWAMIZAWA MAPLE	05/01/2007	Active	14	0	2	-12.50%	22	9	0	Y		N	09/2025		
	Exc Award (06/30/2016, 06/30/2018, 06/30/2023)															
24855	KITAHIROSHIMA	05/30/1969	Active	34	3	1	6.25%	32	0	2	Y		N	10/2025		\$1,067.25
24868	MIKASA	11/24/1963	Active	24	1	1	0.00%	24	1	1	Y		N	10/2025		\$201.00
	Exc Award (06/30/2016, 06/30/2019, 06/30/2023)															
24875	NAGANUMA	01/22/1967	Active	29	0	0	0.00%	28		2	Y			05/2025		
24876	NAIE	06/16/1961	Active	23	0	0	0.00%	24		2	Y			07/2025		\$53.49
24878	NANPORO	04/13/1968	Active	19	0	0	0.00%	19		2	Y			12/2020		
24884	NUMATA	06/30/1963	Active	38	2	1	2.70%	38	60	1	Y			06/2025		\$53.49
24904	SAPPORO	02/28/1956	Active	28	1	1	0.00%	18	9	2	Y			05/2024		
	Exc Award (06/30/2016, 06/30/2020)															
24905	SAPPORO ACACIA	12/15/1960	Active	54	1	0	1.89%	53		1	Y		N	06/2025		
	Exc Award (06/30/2016, 06/30/2017, 06/30/2019, 06/30/2022, 06/30/2023, 06/30/2024)															
78448	SAPPORO AKARENGA	03/02/2004	Active	23	0	1	-4.17%	27	1	1	Y		N	03/2025		\$67.25
120798	Sapporo Athlete	11/22/2013	Active	15	0	0	0.00%	15		2	Y	2		07/2024		
24906	SAPPORO CHUO	10/20/1958	Active	23	2	0	9.52%	22		2	Y			04/2021		\$1,108.94
	Exc Award (06/30/2016, 06/30/2017, 06/30/2018)															
30168	SAPPORO CLARK	01/31/1975	Active	18	0	1	-5.26%	20	1	3	N			08/2025		
	Exc Award (06/30/2018)															
77883	SAPPORO COSMIC SENIOR	12/02/2003	Active	19	0	0	0.00%	23		4	Y		N	06/2025		\$33.57
24907	SAPPORO ELM	11/08/1959	Active	34	2	1	3.03%	33	23	0	Y			08/2025		\$211.00
	Exc Award (06/30/2017, 06/30/2018, 06/30/2023)															
44494	SAPPORO FRONTIER	12/28/1984	Active	48	1	0	2.13%	43		0	Y			08/2024		\$1,067.25
	Exc Award (06/30/2018, 06/30/2020, 06/30/2021, 06/30/2022, 06/30/2023, 06/30/2025)															
56736	SAPPORO GREEN	03/29/1995	Active	25	0	0	0.00%	25		0	Y		N	10/2025		\$10,132.25
37013	SAPPORO HAMANASU	04/25/1979	Active	11	0	0	0.00%	11		2	N	None		03/2019		




## Club Health Assessment for District 331 A through October 2025

			Status	Membership						Reports				Finance	LCIF	
Club Number	Club Name	Charter Date	Times in Status Quo in Past 2 Years	Current Member Count **	YTD Members Added	YTD Members Dropped	YTD Net Growth% ***	Member Count 1 Year Ago	Dropped Members Avg.Length of Service	Months Since Membership Update	Current Officers Reported ****	Current President Repeated Term	VP Reported *****	Last Date Reported Service (mm/yyyy)	Account Balance	YTD Donations
61160	SAPPORO HIGASHI	09/30/1998	Active	47	10	0	27.03%	41		0	N			05/2025		\$2,095.00
	Exc Award (06/30/2017, 06/30/2018, 06/30/2022, 06/30/2023)															
47202	SAPPORO HITSUJIGAOKA	04/13/1987	Cancelled(6*)	0	0	5	-100.00%	8	13	1	N	None		07/2025		
	Exc Award (06/30/2016)															
149816	Sapporo Infinity	02/08/2022	Active	43	0	1	-2.27%	44	3	1	Y		N	06/2025		\$220.00
	Exc Award (06/30/2022, 06/30/2023, 06/30/2024, 06/30/2025)															
98926	SAPPORO KITANOMORI	03/29/2007	Active	113	7	0	6.60%	110		2	Y		N	06/2025	90+ Days	\$19,844.92
	Exc Award (06/30/2019, 06/30/2022, 06/30/2023, 06/30/2024)															
44913	SAPPORO KIYOTA	04/26/1985	Active	75	1	2	-1.32%	74	2	3	Y			10/2025		\$3,333.51
	Exc Award (06/30/2018, 06/30/2019, 06/30/2022, 06/30/2023, 06/30/2025)															
153791	Sapporo Les Liens	03/07/2023	Active	33	0	0	0.00%	35		1	Y			10/2025		\$3,462.32
	Exc Award (06/30/2023, 06/30/2024)															
38933	SAPPORO LIBERTY	09/10/1980	Active	21	1	0	5.00%	23		3	N			05/2025	90+ Days	
	Exc Award (06/30/2017)															
24909	SAPPORO LILAC	08/10/1964	Active	36	0	0	0.00%	35		2	Y		N	08/2022		
34151	SAPPORO MARUYAMA	06/23/1977	Active	35	2	0	6.06%	32		0	Y		N	08/2025		\$9,810.07
24901	SAPPORO MOIWA	03/22/1968	Active	22	0	0	0.00%	24		2	Y		N	10/2025		\$67.25
	Exc Award (06/03/2016, 06/30/2017, 06/30/2018, 06/30/2020)															
55303	SAPPORO NAKAJIMA	02/10/1994	Active	96	5	18	-11.93%	103	6	1	Y		N	07/2025		\$31,595.03
	Exc Award (06/30/2022, 06/30/2024, 06/30/2025)															
56407	SAPPORO NISHI	01/06/1995	Active	20	1	0	5.26%	23		0	Y			10/2025		
	Exc Award (06/30/2017, 06/30/2018)															
76063	SAPPORO NORTH	06/25/2003	Active	18	2	0	12.50%	17		3	Y		N	10/2025		
	Exc Award (06/30/2016, 06/30/2018, 06/30/2019, 06/30/2020, 06/30/2022)															
51427	SAPPORO OHDORI	03/14/1991	Active	29	0	0	0.00%	29		2	Y		N	09/2025		
	Exc Award (06/30/2016, 06/30/2019, 06/30/2024)															
44791	SAPPORO PIONEER	03/19/1985	Active	51	7	2	10.87%	73	6	0	Y			03/2025		
	Exc Award (06/30/2016, 06/30/2021, 06/30/2022, 06/30/2023, 06/30/2024)															




# Club Health Assessment for District 331 A through October 2025

			Status	Membership						Reports				Finance	LCIF	
Club Number	Club Name	Charter Date	Times in Status Quo in Past 2 Years	Current Member Count **	YTD Members Added	YTD Members Dropped	YTD Net Growth% ***	Member Count 1 Year Ago	Dropped Members Avg.Length of Service	Months Since Membership Update	Current Officers Reported ****	Current President Repeated Term	VP Reported *****	Last Date Reported Service (mm/yyyy)	Account Balance	YTD Donations
24908	SAPPORO POPLAR	11/10/1962	Active	43	2	2	0.00%	41	5	0	Y			07/2023		\$3,300.01
	Exc Award (06/30/2018)															
61344	SAPPORO SENIOR	12/08/1998	Active	47	5	0	11.90%	47		0	Y		N	09/2025		\$67.83
	Exc Award (06/30/2019, 06/30/2023)															
110928	SAPPORO SHINSEI	04/26/2011	Active	24	0	0	0.00%	25		2	Y			10/2025		\$3,067.26
41770	SAPPORO SHIRAKABA	07/19/1982	Active	30	1	1	0.00%	34	4	0	Y		N	09/2024		
	Exc Award (06/30/2022)															
47122	SAPPORO SHIROISHI	03/31/1987	Active	48	1	0	2.13%	49		3	Y		N	10/2025		
	Exc Award (06/30/2024)															
46125	SAPPORO SNOWTOPIA	04/02/1986	Active	21	0	0	0.00%	21		4	Y			08/2025		
	Exc Award (06/30/2018)															
56566	SAPPORO SUSUKINO	02/20/1995	Active	52	2	4	-3.70%	49	2	1	Y		N	10/2025		\$2,000.00
	Exc Award (06/30/2020)															
37540	SAPPORO TOKEIDAI	09/17/1979	Active	74	1	0	1.37%	66		2	Y			09/2025		\$5,067.25
	Exc Award (06/30/2019, 06/30/2020, 06/30/2022, 06/30/2023, 06/30/2024, 06/30/2025)															
117121	SAPPORO TRUST	06/08/2012	Active	23	1	2	-4.17%	21	36	0	Y		R	09/2025		
	Exc Award (06/30/2016, 06/30/2017, 06/30/2018)															
84554	SAPPORO WAKABA MINAMI	12/20/2004	Active	20	0	1	-4.76%	20	20	2	Y		N	12/2024		\$326.00
78798	SORACHI	04/14/2004	Active	24	0	0	0.00%	26		6	Y		N	10/2025		\$53.49
24917	SUNAGAWA	07/29/1960	Active	41	0	0	0.00%	40		2	Y		N	09/2025		\$6,445.37
	Exc Award (06/30/2017, 06/30/2018)															
24923	TAKIKAWA	09/17/1960	Active	22	0	0	0.00%	25		2	Y			04/2025		\$265.79
	Exc Award (06/30/2016)															
40720	TAKIKAWA CHUO	12/21/1981	Active	32	2	0	6.67%	44		2	Y			09/2025		\$369.34
24924	TOBETSU	08/07/1962	Active	47	1	0	2.17%	47		2	Y		N	10/2025		\$271.00
	Exc Award (06/30/2018)															
24930	TSUKIGATA	01/12/1964	Active	16	0	0	0.00%	16		2	Y		N	05/2025		
30425	URYU	03/07/1975	Active	5	0	10	-66.67%	16	13	2	Y			03/2024		\$53.49
24943	YUBARI CHUO	11/27/1966	Active	8	0	0	0.00%	8		5	N	None		04/2015		
24944	YUNI	06/08/1968	Active	36	1	0	2.86%	34		3	Y		N	07/2025		



## Club Health Assessment for District 331 A through October 2025



Club Number	Club Name	Charter Date	Status	Membership					Reports				Finance	LCIF
			Times in Status Quo in Past 2 Years	Current Member Count **	YTD Members Added	YTD Members Dropped	YTD Net Growth% ***	Member Count 1 Year Ago	Dropped Members Avg.Length of Service	Months Since Membership Update	Current Officers Reported ****	Current President Repeated Term	VP Reported *****	Last Date Reported Service (mm/yyyy)

Clubs Cancelled Previous Fiscal Year – Clubs Cancelled within last 12 months may be reinstated

Club Number	Club Name	Charter Date	Current Status*	Cancellation Date
55382	SAPPORO MINAMI	03/03/1994	Cancelled(7*)	06/29/2025
24919	SHINTOTSUKAWA	11/26/1966	Cancelled(6*)	06/29/2025

Current Total Clubs Count	YTD New Clubs Count	YTD Cancelled Clubs Count	YTD Net Club Gain	Current Total Members Count	YTD Add	YTD Drop	YTD Net Growth	YTD Net Growth %	Member Count 12 Months Ago	Average Member Count Per Club	% of Clubs with less than 20 members	% No Officer Report in 12 Months	% of Clubs with balance 90+ days	Number of Clubs in Status Quo	% Status Quo Clubs in Financial Suspension	Number of Cancelled Clubs	Average Cancelled Club Age	Members Lost Due to Cancellation	% of Clubs Cancelled for Non-Financial Reasons
68	1	1	0	2,320	103	64	39	1.71%	2,344	34	21%	1%	3%	0	0%	1	128	5	100%

\* - P - Priority Club. Cancellation Reasons: 1-Objectives/conduct, 2-Non-active club, 5-Non-existing club, 6-Disbanding, 7-Merger, 8-Financial Suspension, 9-District/Multiple District Dues.

\*\* Red denotes below 15 active members.

\*\*\* Red denotes 20% + loss.

\*\*\*\* Y - all 3 (President, Secretary, Treasurer) club officers reported, N - not all 3 reported.

\*\*\*\*\* Abbreviation: N-New, IP-Immediate Past, R-Repeat.



# Club Health Assessment for District 331 B through October 2025

			Status	Membership						Reports				Finance		LCIF
Club Number	Club Name	Charter Date	Times in Status Quo in Past 2 Years	Current Member Count **	YTD Members Added	YTD Members Dropped	YTD Net Growth% ***	Member Count 1 Year Ago	Dropped Members Avg.Length of Service	Months Since Membership Update	Current Officers Reported ****	Current President Repeated Term	VP Reported *****	Last Date Reported Service (mm/yyyy)	Account Balance	YTD Donations
Clubs less than two years old																
172363	Higashi Hokkaido Web	06/27/2024	Active	19	2	0	11.76%	20		2	Y		N			
Clubs more than two years old																
24803	ABASHIRI	08/05/1962	Active	43	2	1	2.38%	43	36	1	Y		N	10/2025		
29237	ABASHIRI KATSURA	04/30/1974	Active	30	0	0	0.00%	29		4	Y		N	09/2025		
32898	AIBETSU	10/29/1976	Active	23	0	0	0.00%	23		20	Y			07/2025		
24809	ASAHIKAWA	02/24/1958	Active	28	3	1	7.69%	28	8	2	Y		N	05/2025		
Exc Award (06/30/2017, 06/30/2021)																
24810	ASAHIKAWA CHUO	11/28/1959	Active	16	2	0	14.29%	14		2	Y		N	08/2025		
110481	ASAHIKAWA CRYSTAL	03/02/2011	Active	18	1	0	5.88%	16		3	Y			09/2025		
24808	ASAHIKAWA HEIWA	11/26/1963	Active	31	3	0	10.71%	29		2	Y		N	08/2025		
Exc Award (06/30/2020, 06/30/2023)																
50000	ASAHIKAWA NANAKAMADO	11/29/1989	Active	26	0	0	0.00%	28		2	Y		N	09/2025		
Exc Award (06/30/2018, 06/30/2019, 06/30/2021, 06/30/2023)																
24812	ASAHIKAWA TAISETSU	06/17/1961	Active	46	4	0	9.52%	41		2	Y		N	10/2025		
Exc Award (06/30/2018, 06/30/2019, 06/30/2020, 06/30/2021, 06/30/2023)																
154201	Asahikawa Virtual	05/09/2023	Active	21	1	0	5.00%	21		3	Y		N		90+ Days	
34152	BIFUKA	06/23/1977	Active	13	0	0	0.00%	13		4	Y			02/2019		
24816	BIHORO	02/17/1963	Active	33	0	1	-2.94%	38	9	1	Y		N	08/2025		
24822	ENBETSU	11/04/1964	Active	16	1	0	6.67%	18		2	Y	2		07/2025	90+ Days	\$1,756.45
24823	ENGARU	12/10/1973	Active	24	0	1	-4.00%	26	31	1	Y			05/2025		
24826	ESASHI OKHOTSK L C	06/25/1963	Active	16	0	0	0.00%	16		2	N	None		04/2019		
24829	FURANO	03/04/1962	Active	66	2	0	3.13%	62		2	Y		N	05/2021		\$6,000.03
24832	HABORO	11/18/1962	Active	41	0	0	0.00%	43		0	Y		N	04/2020		\$4,387.20
35115	HIGASHIKAWA	02/20/1978	Active	26	0	0	0.00%	28		4	Y		N	09/2024		
24841	HONBETSU	11/13/1960	Active	24	0	1	-4.00%	26	6	2	Y			10/2025		
40080	HORONOB	06/23/1981	Active	18	0	0	0.00%	18		6	N	None		09/2020		




# Club Health Assessment for District 331 B through October 2025

			Status	Membership						Reports				Finance	LCIF	
Club Number	Club Name	Charter Date	Times in Status Quo in Past 2 Years	Current Member Count **	YTD Members Added	YTD Members Dropped	YTD Net Growth% ***	Member Count 1 Year Ago	Dropped Members Avg.Length of Service	Months Since Membership Update	Current Officers Reported ****	Current President Repeated Term	VP Reported *****	Last Date Reported Service (mm/yyyy)	Account Balance	YTD Donations
24848	KAMIFURANO	05/17/1964	Active	34	0	0	0.00%	34		2	Y		N	07/2025		
Exc Award (06/30/2017, 06/30/2021)																
24849	KAMISHIHORO	04/28/1970	Active	19	1	0	5.56%	20		2	N	None		12/2023		
24854	KITAMI	05/25/1962	Active	38	3	1	5.56%	35	0	0	Y		N	05/2025		\$2,000.01
24853	KITAMI CHUO	04/04/1964	Active	40	1	2	-2.44%	37	9	0	Y		N	04/2025		\$6,240.02
Exc Award (06/30/2025)																
33913	KITAMI SHIRAKABA	05/18/1977	Active	78	2	0	2.63%	78		1	Y		N	06/2025		
Exc Award (06/30/2019, 06/30/2023, 06/30/2024)																
24857	KUSHIRO	08/26/1957	Active	27	0	0	0.00%	27		2	Y		N	06/2025		\$1,000.01
24863	KUSHIRO MINATO	11/23/1968	Active	59	2	0	3.51%	55		1	Y		N	05/2024		\$29,100.23
31715	KUSHIRO NUSAMAI	02/18/1976	Active	63	1	1	0.00%	63	11	3	Y			07/2020		\$3,600.08
49466	KUSHIRO SHITSUGEN	04/28/1989	Active	17	0	0	0.00%	17		5	Y			03/2019		\$340.00
107216	KUSHIRO YUYAKE	01/08/2010	Active	50	7	1	13.64%	45	15	0	N	None		02/2023		
Exc Award (06/30/2021)																
24864	MAKUBETSU	04/05/1970	Active	17	0	0	0.00%	17		2	Y			10/2025		
24865	MASHIKE	04/18/1965	Active	26	1	1	0.00%	27	27	2	Y			07/2025		
33393	MEMURO	02/23/1977	Active	20	0	5	-20.00%	24	10	2	Y		N	05/2023		
40343	MONBETSU OKHOTSK	08/28/1981	Active	22	1	0	4.76%	23		3	Y		N	02/2025		
48458	NAKASHIBETSU	04/14/1988	Active	17	0	0	0.00%	16		2	Y		N	09/2025		\$1,000.00
24879	NAYORO	04/26/1962	Active	47	2	0	4.44%	51		2	Y		N	10/2025		\$1,000.00
24880	NEMURO	06/03/1962	Active	39	3	0	8.33%	36		2	Y		N	03/2018		\$100.00
24885	OBIHIRO	10/21/1958	Active	22	0	0	0.00%	25		2	Y			10/2025		\$2,795.04
24886	OBIHIRO CHUO	06/19/1961	Active	27	0	0	0.00%	26		2	Y		N	10/2025		\$2,200.01
24887	OBIHIRO HEIGEN	12/08/1963	Active	28	2	0	7.69%	29		1	Y		N	09/2025		\$5,721.34
Exc Award (06/30/2020)																
24888	OBIHIRO KASHIWA	02/23/1972	Active	24	0	0	0.00%	24		0	Y		N	10/2025		
78571	OBIHIRO SAKURA	03/26/2004	Active	11	0	0	0.00%	11		1	Y			09/2021		\$1,000.00
41631	OBIHIRO SUZURAN	06/28/1982	Active	15	0	1	-6.25%	16	15	2	Y		N	10/2025		\$21.30
Exc Award (06/30/2023)																



## Club Health Assessment for District 331 B through October 2025

			Status	Membership					Reports				Finance	LCIF		
Club Number	Club Name	Charter Date	Times in Status Quo in Past 2 Years	Current Member Count **	YTD Members Added	YTD Members Dropped	YTD Net Growth% ***	Member Count 1 Year Ago	Dropped Members Avg.Length of Service	Months Since Membership Update	Current Officers Reported ****	Current President Repeated Term	VP Reported *****	Last Date Reported Service (mm/yyyy)	Account Balance	YTD Donations
24890	OKETO	04/03/1964	Active	12	1	0	9.09%	12		2	N			09/2018		
24896	OTOFUKE	08/21/1962	Active	46	5	0	12.20%	44		1	Y		N	10/2025		\$4,722.70
24897	RAUSU	10/26/1966	Active	13	0	2	-13.33%	15	24	2	Y		N	08/2018		
24899	RUMOI	02/25/1960	Active	24	0	0	0.00%	25		2	Y			05/2019		
24900	RUMOI MINATO	12/07/1963	Active	56	1	1	0.00%	56	13	2	Y			01/2025		\$4,700.06
127031	Saroma	03/11/2016	Active	18	0	0	0.00%	18		3	Y	3		05/2025		
46362	SARUFUTSU	06/06/1986	Active	22	0	0	0.00%	23		7	Y			12/2015		
24916	SHIBECHA	02/21/1965	Active	33	0	0	0.00%	34		2	Y			05/2025		\$2,500.00
24912	SHIBETSU	08/04/1962	Active	39	0	0	0.00%	41		2	Y		N	07/2025		\$540.01
24903	SHIKAOI	07/24/1966	Active	18	1	0	5.88%	18		2	N			12/2023		
24913	SHIRANUKA	12/16/1960	Active	7	0	0	0.00%	7		2	Y	4		10/2025		
61253	SHIRATAKI	11/09/1998	Active	19	0	1	-5.00%	20	4	0	Y		N	05/2025		
Exc Award (06/30/2021)																
59952	TANNO	09/03/1997	Active	15	0	0	0.00%	15		4	Y		N	10/2015		
24925	TOKACHI IKEDA L C	06/20/1962	Active	16	1	0	6.67%	16		2	N			12/2016		\$341.32
24927	TOMA	12/06/1970	Active	16	0	0	0.00%	16		2	Y		N	09/2025		\$1,800.08
24934	TOYOKORO	11/24/1968	Active	19	1	0	5.56%	19		3	Y			02/2025		
24929	TSUBETSU	09/15/1963	Active	17	3	1	13.33%	17	62	0	Y		N	03/2016		\$320.02
24935	URAHORO	06/27/1963	Active	13	0	0	0.00%	15		5	Y		N	05/2023		
Exc Award (06/30/2021)																
40081	UTANOBORI	06/23/1981	Active	17	2	0	13.33%	17		2	Y		R	12/2020		
24939	WAKKANAI	04/01/1962	Active	29	2	0	7.41%	27		3	Y			10/2021		\$3,100.03
56038	WAKKANAI HOKUTO	08/10/1994	Active	74	1	1	0.00%	75	18	3	Y		N	10/2025		\$1,100.00
Exc Award (06/30/2021)																
33914	YUBETSU	05/18/1977	Active	17	0	0	0.00%	18		10	Y			06/2025		


Clubs Cancelled Previous Fiscal Year – Clubs Cancelled within last 12 months may be reinstated

Club Number	Club Name	Charter Date	Current Status*	Cancellation Date
24811	ASAHIKAWA HIGASHI	07/30/1963	Cancelled(6*)	06/29/2025





## Club Health Assessment for District 331 B through October 2025

				Status		Membership					Reports				Finance		LCIF		
						Current Member Count **	YTD Members Added	YTD Members Dropped	YTD Net Growth***	Member Count 1 Year Ago	Dropped Members Avg.Length of Service	Months Since Membership Update	Current Officers Reported ****	Current President Repeated Term	VP Reported *****	Last Date Reported Service (mm/yyyy)	Account Balance	YTD Donations	
Club Number	Club Name	Charter Date	Times in Status Quo in Past 2 Years																
36781	PIPPU	03/19/1979	Cancelled(6*)																
41269	TOKACHISHIMIZU	04/01/1982	Cancelled(6*)																
Current Total Clubs Count	YTD New Clubs Count	YTD Cancelled Clubs Count	YTD Net Club Gain	Current Total Members Count	YTD Add	YTD Drop	YTD Net Growth	YTD Net Growth %	Member Count 12 Months Ago	Average Member Count Per Club	% of Clubs with less than 20 members	% No Officer Report in 12 Months	% of Clubs with balance 90+ days	Number of Clubs in Status Quo	% Status Quo Clubs in Financial Suspension	Number of Cancelled Clubs	Average Cancelled Club Age	Members Lost Due to Cancellation	% of Clubs Cancelled for Non-Financial Reasons
66	0	0	0	1,858	65	23	42	2.31%	1,864	28	41%	3%	3%	0	0%	0	0	0	0%

\* - P - Priority Club. Cancellation Reasons: 1-Objectives/conduct, 2-Non-active club, 5-Non-existing club, 6-Disbanding, 7-Merger, 8-Financial Suspension, 9-District/Multiple District Dues.

\*\* Red denotes below 15 active members.


\*\*\* Red denotes 20% + loss.

\*\*\*\* Y - all 3 (President, Secretary, Treasurer) club officers reported, N - not all 3 reported.

\*\*\*\*\* Abbreviation: N-New, IP-Immediate Past, R-Repeat.



# Club Health Assessment for District 331 C through October 2025

			Status	Membership						Reports				Finance	LCIF	
Club Number	Club Name	Charter Date	Times in Status Quo in Past 2 Years	Current Member Count **	YTD Members Added	YTD Members Dropped	YTD Net Growth% ***	Member Count 1 Year Ago	Dropped Members Avg.Length of Service	Months Since Membership Update	Current Officers Reported ****	Current President Repeated Term	VP Reported *****	Last Date Reported Service (mm/yyyy)	Account Balance	YTD Donations
Clubs more than two years old																
24839	ABIRA	12/20/1971	Active	31	0	1	-3.13%	29	11	2	Y			10/2025		
29238	ATSUMA	04/30/1974	Active	31	2	1	3.33%	33	4	3	Y		N	10/2025		
Exc Award (06/30/2017, 06/30/2019)																
24819	DATE	12/01/1961	Active	49	2	0	4.26%	51		2	Y			05/2025		\$2,092.06
Exc Award (06/30/2017)																
24825	ESASHI	06/04/1962	Active	7	0	0	0.00%	7		2	N	None		10/2025		
24833	HAKODATE	09/03/1956	Active	23	2	0	9.52%	21		0	Y			10/2025		\$1,000.01
24847	HAKODATE CHUO	06/29/1971	Active	22	0	1	-4.35%	23	14	2	Y	2		10/2025		
Exc Award (06/30/2017)																
84145	HAKODATE GAGYU	09/10/2004	Active	3	0	0	0.00%	4		4	N	None		11/2023		\$1,300.00
Exc Award (06/30/2017)																
48637	HAKODATE GREEN	05/27/1988	Active	14	0	0	0.00%	17		2	Y			10/2016		
24834	HAKODATE HIGASHI	11/27/1958	Active	45	0	0	0.00%	53		2	Y		N	05/2025		
24836	HAKODATE HOKUTO	12/02/1961	Active	29	0	0	0.00%	32		2	Y			10/2025		
153084	Hakodate Ichiraku	12/06/2022	Active	46	1	1	0.00%	53	1	0	Y		N	11/2024		
24837	HAKODATE KAIKYO	06/29/1971	Active	4	0	0	0.00%	4		2	N	None		02/2019		
124428	Hakodate Minato	03/23/2015	Active	22	0	1	-4.35%	31	4	0	Y		N	03/2017		
Exc Award (06/30/2017)																
61127	HAKODATE MOTOMACHI	09/10/1998	Active	28	0	1	-3.45%	30	40	3	Y			10/2025		
24844	IWANAI	03/02/1962	Active	38	2	5	-7.32%	42	12	0	Y			09/2024		\$167.37
38934	KAMIISO	09/04/1980	Active	28	0	1	-3.45%	29	33	1	Y			04/2025		\$575.31
24851	KIKONAI SHIRIUCHI L C	04/17/1964	Active	38	3	4	-2.56%	36	6	0	N			10/2025		
33982	KITAHIYAMA	05/31/1977	Active	26	0	1	-3.70%	28	2	1	Y			10/2025		
55400	KUROMATSUNAI	03/14/1994	Active	35	0	1	-2.78%	39	17	1	Y			10/2025		\$167.37
24858	KUTCHAN	06/16/1960	Active	50	0	1	-1.96%	53	2	0	Y			07/2025		\$979.83
24866	MATSUMAE	09/27/1968	Active	33	1	0	3.13%	37		2	Y		N	12/2024		
24870	MORI	12/08/1962	Active	34	1	1	0.00%	36	10	1	Y		N	02/2021		
24872	MURORAN	10/18/1958	Active	26	1	1	0.00%	26	16	0	Y			03/2025		\$92.04



## Club Health Assessment for District 331 C through October 2025


			Status	Membership						Reports				Finance	LCIF	
Club Number	Club Name	Charter Date	Times in Status Quo in Past 2 Years	Current Member Count **	YTD Members Added	YTD Members Dropped	YTD Net Growth% ***	Member Count 1 Year Ago	Dropped Members Avg.Length of Service	Months Since Membership Update	Current Officers Reported ****	Current President Repeated Term	VP Reported *****	Last Date Reported Service (mm/yyyy)	Account Balance	YTD Donations
Exc Award (06/30/2022)			Active	49	6	0	13.95%	48		0	Y		N	10/2025		\$18,492.10
24874	MURORAN HIGASHI	02/22/1961														
Exc Award (06/30/2017)																
24881	NIIKAPPU	03/27/1972	Active	38	2	0	5.56%	38		2	Y			09/2025		
24883	NISEKO	02/22/1970	Active	34	0	7	-17.07%	41	17	0	Y		N	10/2025		\$167.37
24882	NOBORIBETSU	08/25/1959	Active	15	1	0	7.14%	15		2	Y			09/2025		\$92.05
41270	NOBORIBETSU CHUO	04/27/1982	Active	14	0	0	0.00%	17		10	Y			09/2025		\$92.05
64158	OKUSHIRI	04/06/2001	Active	11	0	0	0.00%	11		12	Y		N	10/2021		
24891	OTARU	02/25/1957	Active	49	1	0	2.08%	50		1	Y			10/2025		
24892	OTARU CHUO	03/11/1959	Active	21	0	1	-4.55%	24	51	2	Y		N	03/2023		
24894	OTARU MINATO	03/30/1961	Active	42	2	0	5.00%	41		2	Y		N	10/2025		\$1,000.00
Exc Award (06/30/2021)			Active	27	1	0	3.85%	25		2	Y			10/2025		
24895	OTARU USHIO	01/31/1973														
24921	SHIRAOI	04/12/1964														
24914	SHIZUNAI	06/01/1961	Active	54	5	0	10.20%	49		1	Y		N	06/2025		\$6,533.02
Exc Award (06/30/2017)			Active	83	3	2	1.22%	86	13	0	Y			09/2016		\$92.05
24928	TOHYA	09/16/1960														
24926	TOMAKOMAI	04/27/1960														
Exc Award (06/30/2021)			Active	77	1	0	1.32%	74		2	Y		N	10/2025		\$8,231.25
24932	TOMAKOMAI CHUO	06/29/1971														
Exc Award (06/30/2023)																
31769	TOMAKOMAI HAKUCHO	02/24/1976	Active	46	0	0	0.00%	47		10	Y			07/2025		
51381	TOMAKOMAI HASUKAPPU	03/04/1991	Active	34	1	1	0.00%	35	17	0	Y			06/2025		\$1,000.00
Exc Award (06/30/2020, 06/30/2021, 06/30/2023)			Active	33	1	1	0.00%	35	20	0	Y		N	05/2025		
24940	YAKUMO	07/28/1960														
24941	YOICHI	10/17/1960														
			Active	51	3	0	6.25%	52		3	Y			10/2025		

Clubs Cancelled Previous Fiscal Year – Clubs Cancelled within last 12 months may be reinstated

Club Number	Club Name	Charter Date	Current Status*	Cancellation Date
24871	MUKAWA	08/19/1967	Cancelled(6*)	06/29/2025



Club Health Assessment for District 331 C through October 2025

<div>Club NumberClub NameCharter Date</div>						Status		Membership					Reports				Finance		LCIF
						Times in Status Quo in Past 2 Years	Current Member Count **	YTD Members Added	YTD Members Dropped	YTD Net Growth***	Member Count 1 Year Ago	Dropped Members Avg.Length of Service	Months Since Membership Update	Current Officers Reported ****	Current President Repeated Term	VP Reported *****	Last Date Reported Service (mm/yyyy)	Account Balance	YTD Donations
Current Total Clubs Count	YTD New Clubs Count	YTD Cancelled Clubs Count	YTD Net Club Gain	Current Total Members Count	YTD Add	YTD Drop	YTD Net Growth	Member Count 12 Months Ago	Average Member Count Per Club	% of Clubs with less than 20 members	% No Officer Report in 12 Months	% of Clubs with balance 90+ days	Number of Clubs in Status Quo	% Status Quo Clubs in Financial Suspension	Number of Cancelled Clubs	Average Cancelled Club Age	Members Lost Due to Cancellation	% of Clubs Cancelled for Non-Financial Reasons	
42	0	0	0	1,398	44	34	10	0.72%	1,469	33	19%	5%	0%	0	0%	0	0	0%	

\* - P - Priority Club. Cancellation Reasons: 1-Objectives/conduct, 2-Non-active club, 5-Non-existing club, 6-Disbanding, 7-Merger, 8-Financial Suspension, 9-District/Multiple District Dues.

\*\* Red denotes below 15 active members.

\*\*\* Red denotes 20% + loss.

\*\*\*\* Y - all 3 (President, Secretary, Treasurer) club officers reported, N - not all 3 reported.

\*\*\*\*\* Abbreviation: N-New, IP-Immediate Past, R-Repeat.